

NOVAtest[®]

Pregnancy Test

A TRUSTED BRAND FOR OVER 15 YEARS
99% accurate from the day your period is expected

PLEASE READ THIS LEAFLET CAREFULLY BEFORE YOU TAKE THE TEST

PRECAUTIONS

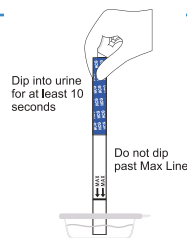
- FOR IN-VITRO DIAGNOSTIC USE ONLY (IVD), FOR EXTERNAL USE ONLY
- Read directions for use carefully before taking this test.
- Do not use the test kit, if the foil pouch is damaged.
- Do not use the test kit after the expiry date given on the foil pouch.
- Do not reuse the test kit.
- Keep the kit out of reach of children.
- Do not freeze. Store at room temperature (2° C to 30° C).
- Keep the kit away from direct sunlight, excess humidity and heat.
- Use the test kit immediately after the foil pouch has been opened.
- This pregnancy test is not intended for excluding the possibility of a pregnancy before undergoing medical treatments, taking medications, or while having health problems that may endanger a pregnancy. Consult your physician to confirm pregnancy under such circumstances.

WHEN TO USE?

NOVAtest[®] Pregnancy Test Strip can be used up to 4 days before your period is due. Ideally, taking this test any time after the expected date of period gives 99% accurate results. The first morning urine sample is recommended as it generally contains the highest concentration of HCG

HOW TO USE

- Urinate into a clean and dry, glass or plastic container.
- Bring the sealed pouch to the room temperature. To begin testing, open the sealed pouch by tearing along the notch. Remove the test strip from the pouch. Hold the test strip at the colored end.
- Place the test strip vertically (straight) into the urine sample for at least **10 seconds** with the arrow end pointing downwards. **Do not immerse past the "MAX" line.**
- Remove the test strip from the urine and place it flat on a clean, dry, non-absorbent surface.
- Wait for the colored bands to appear. Depending on the concentration of HCG in the urine specimen, a positive result (pregnant) may be observed in as early as 40 seconds. However, to confirm the negative result (non-pregnant), you need to wait for at least 5 minutes (complete reaction time).
Do not read results after 10 minutes.



READING THE RESULTS

Pregnant

If two colored lines appear, one as the test line and one as the control line. Even if the lines are very light in color, you can still assume you are pregnant.

Not Pregnant

If only one colored line appears (Control line), and the other line (Test Line) does not appear, it means that you are not pregnant.

Invalid

If the control line does not appear within 10 minutes of the test, the test is considered invalid.

INTERPRETATION OF RESULTS

Positive

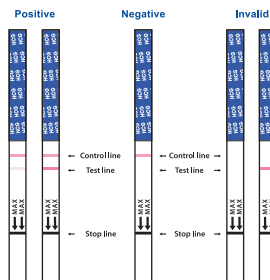
A positive test result means that HCG has been detected in your urine and so, there is a strong possibility that you are pregnant. Even if one line is lighter than the other, this is still considered a positive result. You should see your doctor to confirm your pregnancy.

Negative

A negative test result means no HCG has been detected in the urine and you may not be pregnant, or you have tested too early. Test again if you have not started menstruation on the expected date. If the result is still negative, you are probably not pregnant. If your period is still late, you should see your doctor as this could be due to some health-related problems.

Invalid

This may be caused by too little urine was used for the test. You must place the Absorbent Tip in the urine for at least 10 seconds. If your test is invalid, you should take another NOVAtest[®] Pregnancy Test strip, carefully following the instructions.



QUESTIONS & ANSWERS

1. How does the test work?

A : NOVAtest® Pregnancy Test detects the presence of the hormone Human Chorionic Gonadotropin (HCG) in human urine for early detection of pregnancy. The further into the pregnancy you are, the higher are the levels of HCG in your urine. This pregnancy test detects HCG concentration of 25mIU/ml or greater. The concentration of HCG in non-pregnant women is normally 5mIU/ml.

2. How accurate is the NOVAtest® Pregnancy test?

A : NOVAtest® Pregnancy Test gives 99% accurate when tested on and after the day your period is expected. If you test too early, your HCG level may still be low, and so it can give a negative result.

3. Do I have to test with the first morning urine?

A : You can take the test at any time of the day after you miss a period. However, the first morning urine is recommended as it generally contains the highest concentration of HCG. Avoid excess liquid intake before testing.

4. How do I know the test is working properly?

A : The appearance of a colored line (Control Line) indicates that the test is working.

5. I have used the Pregnancy Test but no colored line as the Control Line has appeared. What should I do?

A : If no colored line (Control Line) appears within 10 minutes of the test, then the test is considered invalid. This may be because:

- The test strip was not held with the arrow end pointing downwards, or the test strip was immersed beyond the "MAX" line, or the test strip was not laid flat after urine was passed through it.
- Insufficient urine was used.

In case of an invalid test, you should test again using a new test strip and follow the instructions carefully this time.

6. What do I do if the result is positive?

A : A positive result means that there is a strong possibility that you are pregnant, and you should consult your doctor to confirm your pregnancy.

7. What do I do if the result is negative?

A : This means that you are probably not pregnant, or you have tested too early, or you may have miscalculated the date of your menstruation. If you have tested early, do a retest when your period is due. If your period does not start within a few days of its due date, you should do a retest with a new NOVAtest® Pregnancy Test. If you still get a negative result, you should contact your doctor to check if the delay in periods is due to a health-related problem.

8. Can I interpret my test result after 10 minutes of the test?

A : The test result should be read any time between 5 - 10 minutes after the test. After 10 minutes, any change in your test result should be disregarded.

9. What if the Test Line is very light in color, am I still pregnant?







A : Yes. Appearance of two lines indicates that you are pregnant. The exact color of the lines is not important.

10. What factors can cause false positive results?

A : A positive result may be seen for several weeks after a normal delivery, caesarean section, spontaneous abortion or a therapeutic abortion (since HCG may still be present in your system). Certain fertility treatments may also cause false positive results. Women receiving HCG injections (such as Chorigon, Pregnyl, etc.) as part of fertility treatment may only use the test 14 days or more after the date of their last injection. Some rare medical conditions such as trophoblastic disease, Islet cell tumors, and some carcinomas can also give false positive results. In these cases, you should consult your doctor.

11. What factors can cause a false negative reading?

A : Improper use of the test, testing too early, using a post-expired date test, or diluting the urine by drinking too much liquids can all cause a false negative reading. In case where very high levels of HCG are present (>500,000mIU/ml), a false negative result can occur due to a "Prozone" effect. If pregnancy is still suspected, simply dilute the urine sample in ratio of 1:1 with deionized water and then do a retest.

 IN-VITRO DIAGNOSTIC TEST ONLY	 BATCH CODE	 USE BEFORE THE EXPIRE DATE
 ATTENTION, SEE INSTRUCTION FOR USE	 DO NOT REUSE	 STORE BETWEEN 2°C - 30°C



Manufacturer:

Atlas Link (Beijing) Technology Co., Ltd
Room 811, Zeyang Plaza, No. 166 Fushi Road, Shijingshan District, Beijing, China 100043

Sponsor:

Nova Test NZ Company Limited
Level 3, Candida Building 4,
61 Constellation Drive, Mairangi Bay, Auckland, 0630, New Zealand

NOVAtest® is a trade mark of Atlas Link (Beijing) Technology Co., Ltd.

Service Line: +64 (0) 9 304 1283
enquires@novatest.co.nz
www.nova-test.com